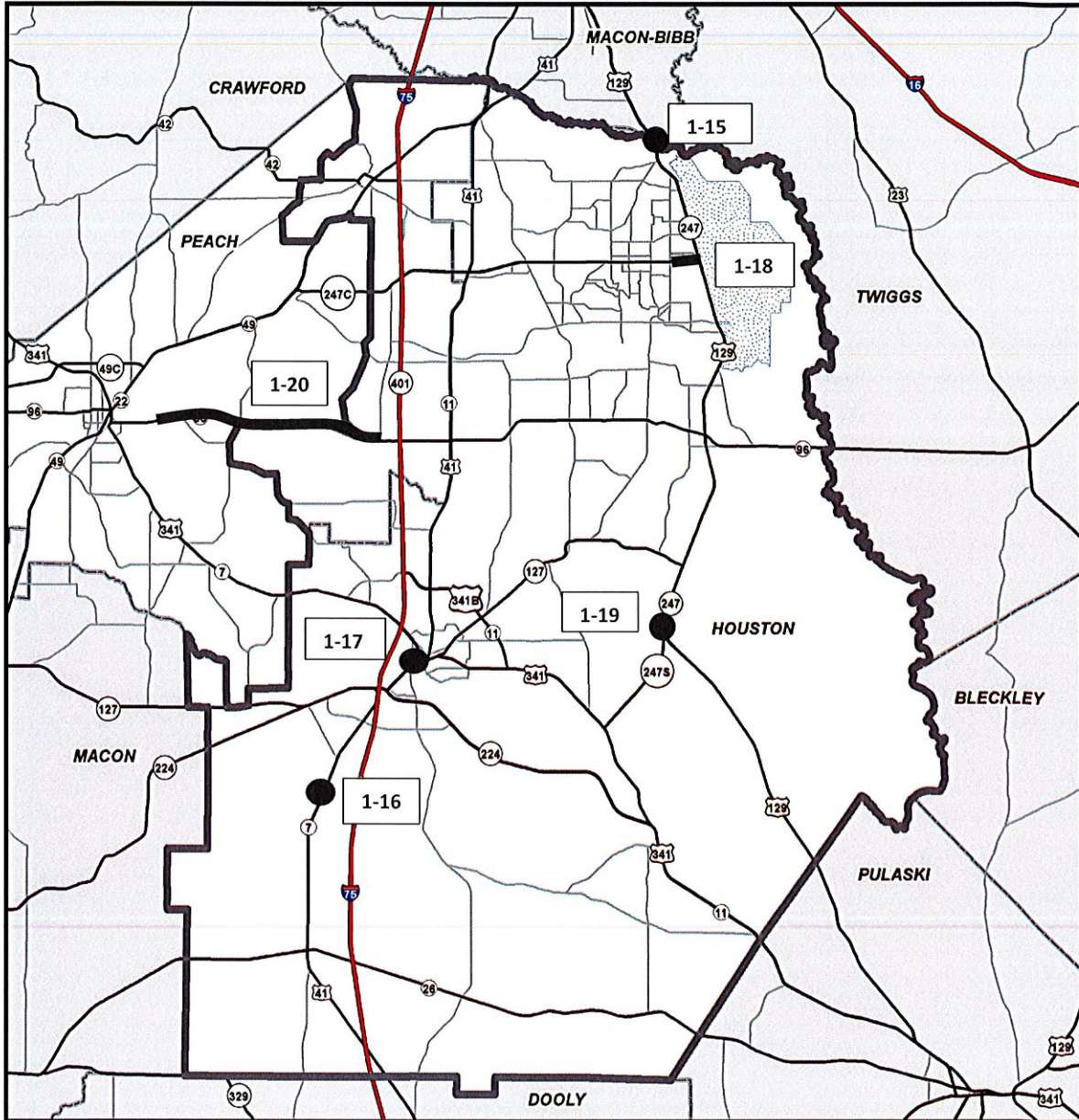












GRAPHIC DISPLAY

STUDY AREA MAP



<p>Legend</p> <ul style="list-style-type: none">  Adjacent County Boundary  Road or Streetscape  MPO Boundary  Interstate  Bridge or Roundabout  Major Road  Minor Road  1-1 Project Page Number 			<p>Study Area</p>
			

**WARNER ROBINS
TOTAL EXPECTED HIGHWAY
STIP FUNDS
(MATCHED)
FY 2021 - FY 2024**

FUND	CODE	LUMP DESCRIPTION	2021	2022	2023	2024	TOTAL
NHPP	Z001		\$ -	\$ 386,000	\$ -	\$ 96,000	\$ 482,000
STBG	Z232		\$ 250,000	\$ -	\$ -	\$ 2,585,000	\$ 2,835,000
HPP	LY20		\$ -	\$ -	\$ 1,261,339	\$ -	\$ 1,261,339
Local	LOC		\$ 1,639,000	\$ -	\$ 75,000	\$ -	\$ 1,714,000
Transit	01214		\$ 267	\$ -	\$ -	\$ -	\$ 267
Transit	212RA		\$ 2,140	\$ -	\$ -	\$ -	\$ 2,140
Transit	452RA		\$ 268	\$ -	\$ -	\$ -	\$ 268
Transit	5303		\$ -	\$ 94,429	\$ 94,429	\$ 89,920	\$ 278,778
Transit	5307		\$ -	\$ 3,949,840	\$ 3,949,840	\$ 3,949,840	\$ 11,849,520
Transit	5311		\$ 56,674	\$ 59,860	\$ 79,609	\$ 67,909	\$ 264,052
Enhance	L220	ENHANCEMENT	\$ 121,000	\$ -	\$ -	\$ -	\$ 121,000
NHPP	Z001	INTERSTATE BRIDGE MAINT/PAINTING	\$ 275,000	\$ 275,000	\$ 275,000	\$ 275,000	\$ 1,100,000
NHPP	Z001	LIGHTING	\$ 14,000	\$ 14,000	\$ 14,000	\$ 14,000	\$ 56,000
NHPP/STBG	Various	ROAD MAINTENANCE	\$ 3,160,000	\$ 3,160,000	\$ 3,160,000	\$ 3,160,000	\$ 12,640,000
STBG	Z240	OPERATIONS	\$ 165,000	\$ 165,000	\$ 165,000	\$ 165,000	\$ 660,000
STBG	Z240	BRIDGE MAINT/PAINTING	\$ 137,000	\$ 137,000	\$ 137,000	\$ 137,000	\$ 548,000
STBG	Z240	LOW IMPACT BRIDGES	\$ 289,000	\$ 289,000	\$ 289,000	\$ 289,000	\$ 1,156,000
STBG	Z240	TRAF CONTROL DEVICES	\$ 412,000	\$ 412,000	\$ 412,000	\$ 412,000	\$ 1,648,000
STBG	Z240	RW PROTECTIVE BUY	\$ 21,000	\$ 21,000	\$ 21,000	\$ 21,000	\$ 84,000
STBG	Z240	WETLAND MITIGATION	\$ 16,000	\$ 16,000	\$ 16,000	\$ 16,000	\$ 64,000
STBG	Z240	FREIGHT OPERATIONS	\$ -	\$ 69,000	\$ 137,000	\$ 137,000	\$ 343,000
STBG	Z240	RURAL DEVELOPMENT	\$ -	\$ 69,000	\$ 137,000	\$ 137,000	\$ 343,000
HSIP	ZS30	SAFETY	\$ 1,374,000	\$ 1,374,000	\$ 1,374,000	\$ 1,374,000	\$ 5,496,000
HSIP	ZS40	RRX HAZARD ELIM	\$ 86,000	\$ 86,000	\$ 86,000	\$ 86,000	\$ 344,000
HSIP	ZS50	RRX PROTECTION DEV	\$ 72,000	\$ 72,000	\$ 72,000	\$ 72,000	\$ 288,000
TOTAL			\$ 8,090,349	\$ 10,649,129	\$ 11,755,217	\$ 13,083,669	\$ 43,578,364

Note: This information is subject to change.

TABLE OF CONTENTS

PAGE

SECTION 1: FY 2021-2024 TRANSPORTATION IMPROVEMENT PROJECTS

TIP Financial Plan	Pages i-iii
Lump Sum Interstate Bridge Painting	1-1
Lump Sum Roadway Lighting	1-2
Lump Sum Safety	1-3
Lump Sum Enhancement	1-4
Lump Sum Road Maintenance-Any Area	1-5
Lump Sum Bridge Painting	1-6
Lump Sum Traffic Control Devices	1-7
Lump Sum Wetland Mitigation	1-8
Lump Sum RW Protective Buy	1-9
Lump Sum Construction Management	1-10
Lump Sum Operations	1-11
Lump Sum Low Impact Bridges	1-12
Lump Sum Railroad Protection Device	1-13
Lump Sum Railroad Hazard Elimination	1-14
SR 247 @ Echeconnee Creek & Overflow @ 3 Locs	1-15
SR 7 @ Flat Creek 3.5 MI SW of Perry	1-16
SR 7/SR 127/US 41 @ Big Indian Creek in Perry	1-17
SR 247 Conn from CS 1/CS 545/Davis Drive to SR 247	1-18
SR 247 @ SR 247 Spur	1-19
SR 96 from CR 107/Fire Tower Road to CR 83/Housers Mill Road	1-20
 TIP Summary Sheet	 1-21
 TRANSIT PROGRAMS-	
Elderly and Disabled Transit	1-22
Rural Public Transit	1-23/1-24
 MONITORING OF PROGRAM PROGRESS-	
Project Summaries Table	1-25/1-26

APPENDIX A-

Public Participation Documentation

APPENDIX B-

TIP Resolution

APPENDIX C-

Policy Committee Members
Technical Coordinating Committee Members
Citizens Advisory Committee Members

APPENDIX D-

State Transportation Improvement Program (STIP)
Transportation Improvement Program (TIP) Amendment Process

APPENDIX E-

Certification Of The Warner Robins Area Transportation Study

APPENDIX F-

System Performance Report

TRANSPORTATION IMPROVEMENT PROGRAM
ANTICIPATED FEDERAL EXPENDITURES FINANCIAL PLAN
(FY 2021-2024)

National Highway Performance Program Z001 (in 000's)

PI#	PROJECT DESCRIPTION	TIP PAGE #	TIP															
			FY 2021				FY 2022				FY 2023				FY 2024			
			PE	RW	UTL	CST	PE	RW	UTL	CST	PE	RW	UTL	CST	PE	RW	UTL	CST
LUMP SUM	LUMP SUM BRIDGE PAINT-INTERSTATE	1-1				275				275				275				275
LUMP SUM	LUMP SUM ROADWAY LIGHTING	1-2				14				14				14				14
0017221	SR 247 @ ECHECONNEE CREEK & OVERFLOW @ 3 LOCS	1-15					136											96
0015553	SR 7/SR 127/US 41 @ BIG INDIAN CREEK IN PERRY	1-17								250								
SUBTOTAL Z001 COSTS			0	0	0	289	136	250	0	289	0	0	0	289	0	96	0	289
TOTAL Z001 COSTS						289				675				289				385
AVAILABLE Z001 FUNDS						289				675				289				385

MULTI (in 000's)

PI#	PROJECT DESCRIPTION	TIP PAGE #	TIP															
			FY 2021				FY 2022				FY 2023				FY 2024			
			PE	RW	UTL	CST	PE	RW	UTL	CST	PE	RW	UTL	CST	PE	RW	UTL	CST
LUMP SUM	LUMP SUM ROAD MAINT-ANY AREA	1-5				3160				3160				3160				3160
SUBTOTAL MULTI COSTS			0	0	0	3160	0	0	0	3160	0	0	0	3160	0	0	0	3160
TOTAL MULTI COSTS						3160				3160				3160				3160
AVAILABLE MULTI FUNDS						3160				3160				3160				3160

Surface Transportation Program Flex Z240 (in 000's)

PI#	PROJECT DESCRIPTION	TIP PAGE #	TIP															
			FY 2021				FY 2022				FY 2023				FY 2024			
			PE	RW	UTL	CST	PE	RW	UTL	CST	PE	RW	UTL	CST	PE	RW	UTL	CST
LUMP SUM	LUMP SUM BRIDGE PAINTING	1-6				137				137				137				137
LUMP SUM	LUMP SUM TRAF CONTROL DEVICES	1-7				412				412				412				412
LUMP SUM	LUMP SUM WETLAND MITIGATION	1-8				16				16				16				16
LUMP SUM	LUMP SUM CST MGMT	1-10				714				714				714				714
LUMP SUM	LUMP SUM RW PROTECTIVE BUY	1-9				21				21				21				21
LUMP SUM	LUMP SUM LOW IMPACT BRIDGES	1-12				289				289				289				289
LUMP SUM	LUMP SUM OPERATIONS	1-11				165				165				165				165
SUBTOTAL Z240 COSTS			0	0	0	1754	0	0	0	1754	0	0	0	1754	0	0	0	1754
TOTAL Z240 COSTS						1754				1754				1754				1754
AVAILABLE Z240 FUNDS						1754				1754				1754				1754

Enhancement L220 (in 000's)

PI#	PROJECT DESCRIPTION	TIP PAGE #	TIP															
			FY 2021				FY 2022				FY 2023				FY 2024			
			PE	RW	UTL	CST	PE	RW	UTL	CST	PE	RW	UTL	CST	PE	RW	UTL	CST
LUMP SUM	LUMP SUM ENHANCEMENT	1-4				121				0				0				0
SUBTOTAL L220 COSTS			0	0	0	121	0	0	0	0	0	0	0	0	0	0	0	0
TOTAL L220 COSTS						121				0				0				0
AVAILABLE L220 FUNDS						121				0				0				0

Surface Transportation Program Z232 (in 000's)

PI#	PROJECT DESCRIPTION	TIP PAGE #	TIP															
			FY 2021				FY 2022				FY 2023				FY 2024			
			PE	RW	UTL	CST	PE	RW	UTL	CST	PE	RW	UTL	CST	SCP	RW	UTL	CST
0015552	SR 7 @ FLAT CREEK 3.5 MI SW OF PERRY	1-16				250												50
0008387	SR 96 FROM CR 107/FIRE TOWER ROAD TO CR 83/HOUSES MILL ROA	1-20													435			
SUBTOTAL Z232 COSTS			0	250	0	0	0	0	0	0	0	0	0	0	435	0	50	2100
TOTAL Z232 COSTS						250				0				0				2585
AVAILABLE Z232 FUNDS						250				0				0				2585

Highway Safety Improvement Program ZS30 (in 000's)

PI#	PROJECT DESCRIPTION	TIP PAGE #	TIP															
			FY 2021				FY 2022				FY 2023				FY 2024			
			PE	RW	UTL	CST	PE	RW	UTL	CST	PE	RW	UTL	CST	PE	RW	UTL	CST
LUMP SUM	LUMP SUM SAFETY	1-3				1374				1374				1374				1374
SUBTOTAL ZS30 COSTS			0	0	0	1374	0	0	0	1374	0	0	0	1374	0	0	0	1374
TOTAL ZS30 COSTS						1374				1374				1374				1374
AVAILABLE ZS30 FUNDS						1374				1374				1374				1374

Railway-Highway Protective Devices ZS50 (in 000's)

PI#	PROJECT DESCRIPTION	TIP PAGE #	TIP															
			FY 2021				FY 2022				FY 2023				FY 2024			
			PE	RW	UTL	CST	PE	RW	UTL	CST	PE	RW	UTL	CST	PE	RW	UTL	CST
LUMP SUM	LUMP SUM RRX PROTECTION DEV	1-13				72				72				72				72
SUBTOTAL ZS50 COSTS			0	0	0	72	0	0	0	72	0	0	0	72	0	0	0	72
TOTAL ZS50 COSTS						72				72				72				72
AVAILABLE ZS50 FUNDS						72				72				72				72

Railway-Highway Hazard Elimination ZS40 (in 000's)

PI#	PROJECT DESCRIPTION	TIP PAGE #	TIP															
			FY 2021				FY 2022				FY 2023				FY 2024			
			PE	RW	UTL	CST	PE	RW	UTL	CST	PE	RW	UTL	CST	PE	RW	UTL	CST
LUMP SUM	LUMP SUM RRX HAZARD ELIM	1-14				86				86				86				86
SUBTOTAL ZS40 COSTS			0	0	0	86	0	0	0	86	0	0	0	86	0	0	0	86
TOTAL ZS40 COSTS						86				86				86				86
AVAILABLE ZS40 FUNDS						86				86				86				86

TRANSPORTATION IMPROVEMENT PROGRAM
TRANSIT FINANCIAL PLAN
(FY2021-FY2024)

TIP PAGE #	FUNDING SOURCE	TIP			
		FY 21	FY 22	FY 23	FY 24
	FEDERAL				
1-22	Elderly and Disabled	\$5,000	\$5,000	\$5,000	\$5,000
	FEDERAL COSTS	\$4,000	\$4,000	\$4,000	\$4,000
	STATE COSTS	\$1,000	\$1,000	\$1,000	\$1,000
1-23	Rural Public Transit Capital	\$0	\$35,409	\$35,409	\$0
	FEDERAL COSTS	\$0	\$28,327	\$28,327	\$0
	STATE COSTS	\$0	\$0	\$0	\$0
	LOCAL COSTS	\$0	\$7,082	\$7,082	\$0
1-24	Rural Public Transit Operating	\$41,074	\$0	\$0	\$0
	FEDERAL COSTS	\$20,537	\$0	\$0	\$0
	LOCAL COSTS	\$20,537	\$0	\$0	\$0
	TOTAL FEDERAL COSTS	\$24,537	\$32,327	\$32,327	\$4,000
	TOTAL STATE COSTS	\$1,000	\$1,000	\$1,000	\$1,000
	TOTAL LOCAL COSTS	\$20,537	\$7,082	\$7,082	\$0